



Location: ACL1 - City Hall

Report on 24-hour TSP monitoring

Action Level ($\mu\text{g}/\text{m}^3$) - 163

Limit Level ($\mu\text{g}/\text{m}^3$) - 260

Date	Sampling Time	Weather Condition	Filter paper no.	Filter Weight, g		Elapse Time, hr		Sampling Time, hr	Flow Rate, m^3/min			Total Volume, m^3	TSP Level, $\mu\text{g}/\text{m}^3$
				Initial	Final	Initial	Final		Initial, Q_{si}	Final, Q_{sf}	Average		
1-Apr-16	8:00	Cloudy	014862	2.8346	3.0265	27.25	51.25	24.00	1.22	1.22	1.22	1758	109.1
7-Apr-16	8:00	Cloudy	014967	2.8012	2.8810	54.25	78.25	24.00	1.19	1.19	1.19	1708	46.7
13-Apr-16	8:00	Rainy	015109	2.7715	2.8335	81.25	105.25	24.00	1.21	1.21	1.21	1749	35.5
19-Apr-16	8:00	Cloudy	015142	2.8051	2.9351	108.25	132.25	24.00	1.22	1.22	1.22	1759	73.9
25-Apr-16	8:00	Rainy	015239	2.8000	2.8805	135.25	159.25	24.00	1.18	1.18	1.18	1701	47.3
28-Apr-16	8:00	Cloudy	015380	2.8493	2.9960	162.25	186.25	24.00	1.18	1.19	1.18	1706	86.0

Report on 1-hour TSP monitoring

Action Level ($\mu\text{g}/\text{m}^3$) - 460

Limit Level ($\mu\text{g}/\text{m}^3$) - 500

Date	Sampling Time	Weather Condition	Filter paper no.	Filter Weight, g		Elapse Time, hr		Sampling Time, hr	Flow Rate, m^3/min			Total Volume, m^3	TSP Level, $\mu\text{g}/\text{m}^3$
				Initial	Final	Initial	Final		Initial, Q_{si}	Final, Q_{sf}	Average		
2-Apr-16	8:11	Cloudy	015061	2.7677	2.7807	51.25	52.25	1.00	1.22	1.22	1.22	73	177.3
2-Apr-16	9:17	Cloudy	015084	2.7732	2.7863	52.25	53.25	1.00	1.22	1.22	1.22	73	178.6
2-Apr-16	10:19	Cloudy	014970	2.8236	2.8312	53.25	54.25	1.00	1.22	1.22	1.22	73	103.6
8-Apr-16	8:45	Cloudy	015116	2.7765	2.7807	78.25	79.25	1.00	1.19	1.19	1.19	71	59.0
8-Apr-16	9:48	Cloudy	015115	2.8033	2.8090	79.25	80.25	1.00	1.19	1.19	1.19	71	80.1
8-Apr-16	10:58	Cloudy	015112	2.7592	2.7644	80.25	81.25	1.00	1.19	1.19	1.19	71	73.1
14-Apr-16	8:05	Cloudy	015167	2.8416	2.8445	105.25	106.25	1.00	1.21	1.21	1.21	73	39.8
14-Apr-16	9:17	Cloudy	015148	2.8035	2.8090	106.25	107.25	1.00	1.21	1.21	1.21	73	75.5
14-Apr-16	10:19	Cloudy	015145	2.8034	2.8124	107.25	108.25	1.00	1.21	1.21	1.21	73	123.5
20-Apr-16	8:15	Cloudy	015165	2.8261	2.8316	132.25	133.25	1.00	1.22	1.22	1.22	73	75.1
20-Apr-16	9:17	Cloudy	015245	2.8198	2.8288	133.25	134.25	1.00	1.22	1.22	1.22	73	123.0
20-Apr-16	10:19	Cloudy	015242	2.8217	2.8300	134.25	135.25	1.00	1.22	1.22	1.22	73	113.4
26-Apr-16	8:10	Cloudy	015236	2.8185	2.8216	159.25	160.25	1.00	1.18	1.18	1.18	71	43.8
26-Apr-16	9:17	Cloudy	015233	2.8285	2.8324	160.25	161.25	1.00	1.18	1.18	1.18	71	55.1
26-Apr-16	10:19	Cloudy	015230	2.8268	2.8290	161.25	162.25	1.00	1.18	1.18	1.18	71	31.1
29-Apr-16	8:15	Cloudy	015377	2.8482	2.8495	186.25	187.25	1.00	1.19	1.19	1.19	71	18.2
29-Apr-16	9:17	Cloudy	015343	2.8270	2.8338	187.25	188.25	1.00	1.19	1.19	1.19	71	95.4
29-Apr-16	10:19	Cloudy	015340	2.8325	2.8369	188.25	189.25	1.00	1.19	1.19	1.19	71	61.7



Location: ACL2a - Contractor HK/2012/08 Site office

Report on 24-hour TSP monitoring

Action Level ($\mu\text{g}/\text{m}^3$) - 187.3

Limit Level ($\mu\text{g}/\text{m}^3$) - 260

Date	Sampling Time	Weather Condition	Filter paper no.	Filter Weight, g		Elapse Time, hr		Sampling Time, hr	Flow Rate, m^3/min			Total Volume, m^3	TSP Level, $\mu\text{g}/\text{m}^3$
				Initial	Final	Initial	Final		Initial, Q_{si}	Final, Q_{sf}	Average		
1-Apr-16	8:00	Cloudy	015042	2.7703	2.9480	5160.22	5184.22	24.00	1.05	1.05	1.05	1510	117.6
7-Apr-16	8:00	Cloudy	015140	2.8022	2.9443	5187.22	5211.22	24.00	1.12	1.12	1.12	1616	87.9
13-Apr-16	8:00	Rainy	015121	2.8193	2.9056	5214.22	5238.22	24.00	1.10	1.10	1.10	1579	54.7
20-Apr-16	14:44	Cloudy	015297	2.8229	2.9986	5267.73	5291.73	24.00	1.15	1.15	1.15	1658	106.0
25-Apr-16	8:00	Rainy	014725	2.8023	2.8822	5291.73	5315.73	24.00	1.07	1.06	1.06	1533	52.1
29-Apr-16	18:00	Cloudy	015356	2.8307	2.9970	5334.79	5358.79	24.00	1.02	1.02	1.02	1466	113.5

Remarks: Due to interruption of electricity, the 24hr TSP monitoring was rescheduled from 19 and 28 April 2016 to 20 and 29 April 2016 respectively.

Report on 1-hour TSP monitoring

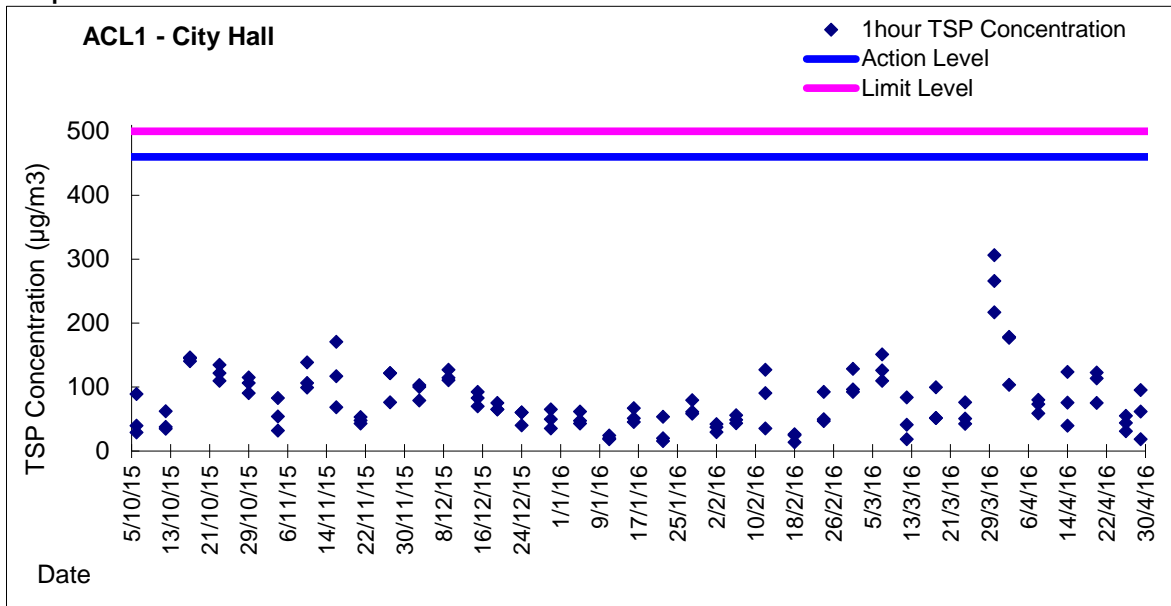
Action Level ($\mu\text{g}/\text{m}^3$) - 300.1

Limit Level ($\mu\text{g}/\text{m}^3$) - 500

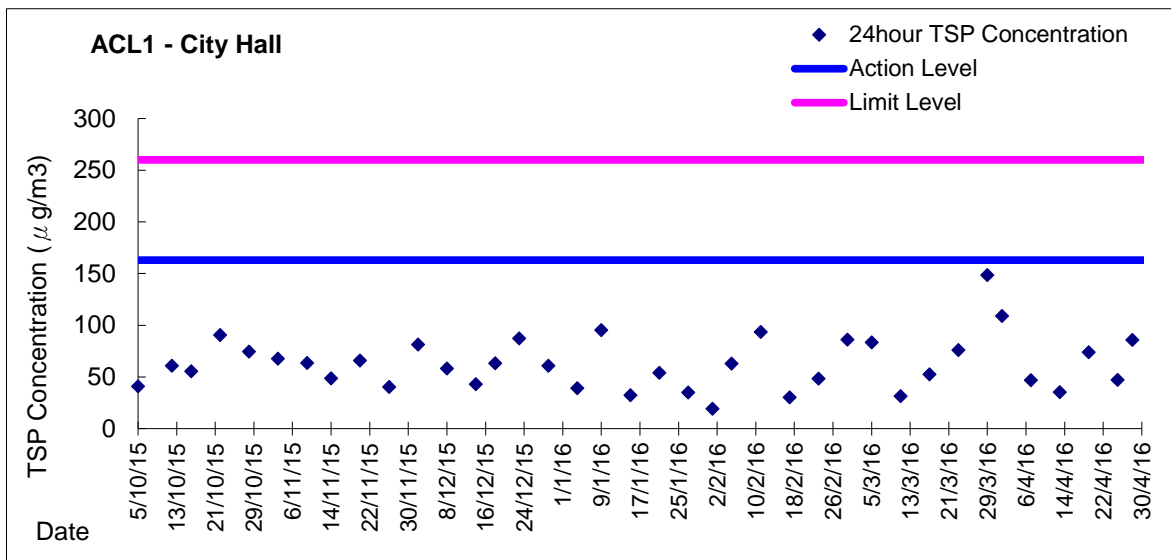
Date	Sampling Time	Weather Condition	Filter paper no.	Filter Weight, g		Elapse Time, hr		Sampling Time, hr	Flow Rate, m^3/min			Total Volume, m^3	TSP Level, $\mu\text{g}/\text{m}^3$
				Initial	Final	Initial	Final		Initial, Q_{si}	Final, Q_{sf}	Average		
2-Apr-16	8:21	Cloudy	015037	2.7435	2.7524	5184.22	5185.22	1.00	1.16	1.16	1.16	69	128.2
2-Apr-16	9:37	Cloudy	014920	2.7996	2.8079	5185.22	5186.22	1.00	1.08	1.08	1.08	65	128.5
2-Apr-16	10:41	Cloudy	015136	2.8089	2.8194	5186.22	5187.22	1.00	1.16	1.16	1.16	69	151.3
8-Apr-16	8:36	Cloudy	015100	2.7688	2.7765	5211.22	5212.22	1.00	1.12	1.12	1.12	67	114.4
8-Apr-16	10:02	Cloudy	015096	2.7682	2.7775	5212.22	5213.22	1.00	1.12	1.12	1.12	67	138.2
8-Apr-16	13:00	Cloudy	015091	2.7817	2.7869	5213.22	5214.22	1.00	1.12	1.12	1.12	67	77.3
14-Apr-16	8:53	Cloudy	014648	2.8346	2.8398	5238.22	5239.22	1.00	1.02	1.02	1.02	61	85.2
14-Apr-16	10:27	Cloudy	015277	2.8506	2.8556	5239.22	5240.22	1.00	1.12	1.12	1.12	67	74.2
14-Apr-16	13:00	Cloudy	015274	2.8374	2.8429	5240.22	5241.22	1.00	1.07	1.07	1.07	64	85.7
20-Apr-16	8:20	Cloudy	015262	2.8351	2.8412	5264.73	5265.73	1.00	1.13	1.13	1.13	68	90.1
20-Apr-16	9:57	Cloudy	015289	2.8174	2.8244	5265.73	5266.73	1.00	1.02	1.02	1.02	61	114.2
20-Apr-16	13:00	Cloudy	015293	2.8087	2.8155	5266.73	5267.73	1.00	1.07	1.07	1.07	64	105.5
26-Apr-16	8:36	Cloudy	015441	2.8517	2.8530	5315.73	5316.73	1.00	1.06	1.06	1.06	64	20.4
26-Apr-16	10:23	Cloudy	015437	2.8332	2.8353	5316.73	5317.73	1.00	1.12	1.12	1.12	67	31.4
26-Apr-16	13:00	Cloudy	015432	2.8502	2.8512	5317.73	5318.73	1.00	1.06	1.06	1.06	64	15.7
29-Apr-16	8:43	Cloudy	015420	2.8575	2.8678	5331.79	5332.79	1.00	1.02	1.02	1.02	61	168.7
29-Apr-16	13:00	Cloudy	015428	2.8568	2.8633	5332.79	5333.79	1.00	1.02	1.02	1.02	61	106.5
29-Apr-16	14:41	Cloudy	015346	2.8292	2.8330	5333.79	5334.79	1.00	1.12	1.12	1.12	67	56.4



Graphic Presentation of 1 hour TSP Result

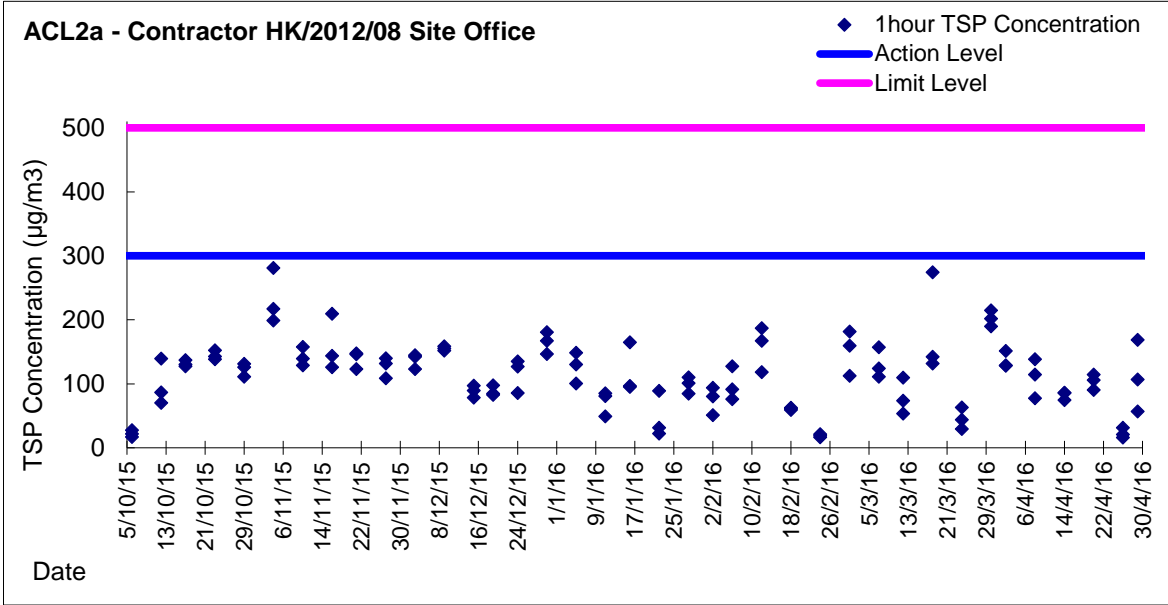


Graphic Presentation of 24 hour TSP Result





Graphic Presentation of 1 hour TSP Result



Graphic Presentation of 24 hour TSP Result

